



Summer Reading Assignment

7th Grade English

Boyd-Moline Library Media Center
The First Academy

7th Grade Summer Reading Assignments

Assignment #1: Required Reading Novel- *Schooled* by Gordon Korman

Part One: Complete the attached plot graph for your novel after reading the book.

Part Two: "Who Am I?" Poem

- After reading your novel, choose a character to complete your project on.
- Next, write a descriptive "Who Am I" poem that paints a clear picture of your character with words.
- Your poem must meet the following requirements:
Before beginning your final copy, check each requirement off on this paper as you edit your rough draft.
 - The title should read "Who Am I?" and be centered.
 - The title of the book and the author's name should be centered and written underneath the title. Don't forget to punctuate the title properly (underlined or italicized).
 - Your poem must include 10 sentences that all begin with I.
 - In one of your lines, describe how your character does or does not depict Christ-like character.
 - At least 3 higher vocabulary words (**adjectives or nouns**) must be included and underlined once. (attached list provided, but you may choose your own).
 - At least 3 vivid verbs (**action words**) must be used and underlined twice. (attached list provided, but you may choose your own).
 - At least three creative drawings must be included around or within your poem that connect to ideas within your lines or the book (use color to make things POP!).
 - Your poem should build so that the first few sentences are not so specific that we immediately guess your character. They could apply to multiple characters in the story. Towards the end, they should become more specific until they really only apply to your character. Leave me guessing until the end!!!
 - You should thoroughly edit your rough draft and final draft for errors in spelling and grammar.
 - Final drafts may be hand-written or typed- but must be neat.
 - Your name and your selected character's name should be written on the back of your final draft.

DO NOT PUT YOUR CHARACTER'S NAME ON THE FRONT!!!

Part Three: When you arrive back to school, you will take the AR quiz for this book. It will count as a grade, and earn you points towards your first quarter AR goal. Yay!!

Assignment #2: Favorite AR Book of the Summer Selfie

- See attached paper for assignment details, materials, and examples.

*****All summer reading assignments are due the first week back to school and count as various grades for the first quarter.**

PLANNING

Name _____
Period _____

Climax Aa

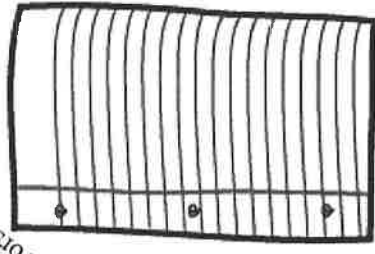
The most suspenseful moment

Event #3

Event #2

Event #1

Rising Action Aa
What events make the conflict worse?



© CREATED FOR LEARNING

Conflict Aa

What is the main problem?

Characters (who / background) Setting (where/when)

Exposition Aa

Falling Action Aa
How do they start to fix the conflict?

Event #1


Event #2

Resolution Aa

How is the main conflict resolved?

"Who Am I?"

Anne Frank: A Diary of a Young Girl by Anne Frank



I wear a yellow star that identifies me as Jewish to my oppressors.

I see people being treated harshly: beaten, starving, and dying.

I hear the sound of bombs exploding outside my hidden prison.

I am consumed by fear and sorrow to think that people can be so cruel to one another and for the life that I have lost.

I am longing for freedom, just like the people who are trapped here with me in this warehouse in Holland.

I am terrified that we will be discovered and sent to the concentration camps.




I can be moody and selfish, sometimes hiding things from the others in the Annex.

I instigate fights with my husband and others because I feel like there is so little that I have control over.

I am envious of Anne when my son Peter confides in her more than me.

I am a fur coat caught in a whirlwind of HATE!



**On the back of this sheet, I would explain that my character is Mrs. Van Daan from Anne Frank: A Diary of a Young Girl. Your name should be on the back, as well.*

Vivid Word Choice Handout

Big		Small	
Ample	Oversized	Bite-sized	Stubby
Bulky	Spacious	Diminutive	Teeny
Colossal	Staggering	Meager	Tiny
Enormous	Substantial	Microscopic	Undersized
Gigantic	Titanic	Miniature	
Humongous	Towering	Petite	
Husky	Tremendous	Puny	
Immense	Vast	Scrubby	
Massive	Voluminous	Skimpy	
Oversized		Slight	

Good		Bad	
Amazing	Glorious	Atrocious	Obscene
Astonishing	Impressive	Despicable	Repellent
Awesome	Magnificent	Disgusting	Repulsive
Brilliant	Outstanding	Dreadful	Repugnant
Excellent	Phenomenal	Gruesome	Terrible
Extraordinary	Remarkable	Hideous	Terrifying
Fabulous	Sensational	Horrendous	Vile
Fantastic	Terrific	Nauseating	Wretched

Emotions/ Feeling

Afraid: alarmed, apprehensive, cowardly, fearful, frightened, intimidated, petrified, startled.

Angry: fiery, fuming, furious, irate, outraged, raging, riled.

Calm: mellow, peaceful, relaxed, restful, serene, tranquil, undisturbed.

Excited: delighted, eager, enthusiastic, hyper, passionate, thrilled.

Happy: cheerful, chipper, content, ecstatic, elated, joyful, jubilant, lighthearted, overjoyed, perky, thrilled.

Nervous: anxious, concerned, distress, jittery, tense, worried.

Sad: crushed, dejected, depressed, devastated, forlorn, gloomy, heartbroken, heavy-hearted, low-spirited, melancholy, miserable, somber, sorrowful, troubled.

Sensory Words

Sound

To hear: Catch, detect, eavesdrop, listed, overhear

A sound: din, note, resonance, tone.

Pleasant: harmonic, melodic, rhythmical.

Unpleasant: deafening, ear-piercing, ear-popping, grating, piercing, rowdy, shrill, whiny.

Loud: bang, blast, boom, burst, clang, clap, clash, crack, crash, pop, rattle, scream, stomp, thud.

Scared: cry, scream, screech, stutter, whimper, yelp.

Sight

A sight: appearance, display, exhibition, hallucination, illusion, image, impression, reflection, scene, view, vision.

Clear: apparent, cloudless, distinct, lucid, translucent, transparent, visible.

Light: fluorescent, golden, illuminated, lit, lucent, luminous, moonlit, starry, sunny, well-lit.

Dark: black, lightless, muddy, obscure, pitch-black.

Smell

To smell: inhale, scent, sniff, whiff.

A smell: aroma, fragrance, odor, perfume, scent.

Good smelling: appealing, delightful, divine, enticing, luscious, mouthwatering, rich, savory, tempting, zesty.

Bad smelling: disgusting, fishy, nasty, noxious, repellent, repugnant, repulsive, stinky, unappealing.

Touch

Hot: baking, blazing, blistering, boiling, burning, feverish, fiery, flaming, lukewarm, scalding, scorching, sizzling.

Cold: arctic, bitter, brisk, chilly, crisp, freezing, icy, frosty, numbing.

Smooth: creamy, glassy, glossy, polished, silky, sleek, waxy.

Rough: bumpy, chapped, grainy, gritty, rocky, sandy.

Name _____ Period _____

Colors

Red	Orange	Yellow	Green	Blue
blood bloodshot blush burgundy cardinal carmine cherry coral crimson damask garnet pink rose ruby ruddy salmon sanguine scarlet tomato	apricot copper coral peach rust tangerine titian	amber buff canary champagne eggshell gold golden lemon ocher saffron xanthic	apple chartreuse emerald forest jade kelly leaf lime olive pine reseda	aqua aquamarine azure bice cerulean cobalt indigo midnight navy sapphire turquoise
Purple	Brown	White	Black	Other
fuchsia heliotrope lavender lilac magenta maroon mauve plum violet	amber auburn beige bronze brunette chestnut chocolate cinnamon cocoa coffee drab fawn ginger hazel khaki mahogany nut sepia tawny toast umber	alabaster ashen blanched bloodless chalky cream fair frosted ghostly ivory pale pallid pasty pearl pearly sickly snowy	carbon charcoal coal dark ebony jet obsidian onyx pitch raven sable slate sooty	buff checkered freckled hounds-tooth iridescent opaque polka-dotted silver spotted striped transparent

Action Verbs

Arrived

Appeared
Entered
Landed

Ate

Consumed
Devoured
Feasted
Gorged
Inhaled
Munched
Nibbled
Snacked

Began

Initiated
Instigated
Launched
Originated

Broke

Busted
Cracked
Crushed
Demolished
Smashed
Shattered

Changed

Adapted
Altered
Converted
Evolved
Mutated
Restyled
Transformed

Cut

Amputated
Carved
Chopped
Clipped
Diced
Slashed
Sliced
Snipped
Trimmed

Drank

Gargled
Gulped
Sipped
Slurped
Swallowed
Swigged
Toasted

Fell

Collapsed
Dropped
Stumbled
Tripped
Tumbled

Gave

Awarded
Contributed
Donated
Gifted
Granted
Provided
Relinquished
Supplied

Got

Acquired
Fetched
Gained
Grabbed
Inherited
Snatched

Held

Clasped
Clenched
Clung

Grasped
Gripped
Squeezed

Hit

Bashed
Knocked
Slapped
Smacked
Wacked

Laughed

Burst
Chuckled
Giggled
Shrieked
Snorted

Left

Abandoned
Departed
Deserted
Disappeared
Ditched
Escaped
Fled
Split
Vanished

Made

Assembled
Constructed
Created
Designed
Fashioned
Invented
Manufactured
Produced

Planned

Arranged
Brainstormed
Engineered
Formulated
Mapped
Organized
Outlined
Plotted
Sketched

Pulled

Dragged
Hauled
Heaved
Tagged
Towed
Yanked

Put

Arranged
Handed
Placed
Laid

Said

Admitted
Agreed
Answered
Apologized
Argued
Assured
Begged
Blubbered
Boasted
Cautioned
Complained
Groaned
Grumbled
Declared
Exclaimed
Explained
Exaggerated
Gasped
Hissed
Hollered
Imitated
Insisted
Instructed
Intimidated
Moaned
Murmured
Muttered
Ordered
Persuaded
Pleaded
Promised
Pronounced
Rambled
Reported
Retold
Revealed
Screamed
Shouted
Suggested
Teased
Warned
Whined
Whispered

Saved

Conserved
Preserved
Stored

Saw

Eyeballed
Gazed
Glanced
Glared
Glimpsed
Noticed
Observed
Peeked
Pictured
Scanned
Spied
Stared

Thought

Believed
Contemplated
Imagined
Pondered

Took

Abducted
Borrowed
Captured
Clutched
Confiscated
Grabbed
Obtained
Pocketed
Seized
Snagged
Snatched
Stole

Turned

Curved
Spun
Twirled
Twisted

Use

Operate
Utilize

Wanted

Craved
Desired
Preferred
Wished

Went (quickly)

Blasted
Bolted
Bounced
Chased
Darted
Dashed
Fled
Galloped
Hurried
Hustled
Jogged
Jolted
Leapt
Raced
Scampered
Skipped
Sped
Sprinted
Zapped
Zigzagged

Went (slowly)

Crawled
Crept
Dragged
Hobbled
Limped
Marched
Paced
Roamed
Shuffled
Slithered
Stepped
Strolled
Strutted
Tiptoeed
Trudged
Ventured
Wandered
Wobbled

Book Selfies

#TFA Loves to Read

recommends


by _____

because _____

Book Selfie
2017

Genre: _____

#TFA Loves
to Read



Directions for Choice AR Book Selfie Assignment:

- Take a selfie of yourself holding your favorite *AR book* from the summer. **(CP- 4.5 min. AR level & Honors- 5.0 min. AR level.)**
- Print out your picture at a photo lab (3x5), and glue it onto your assignment sheet.
- Explain in 1-2 sentences why it is your favorite so that you may inspire someone else to read it.
- Remember to write neatly and make sure to spell all words correctly! Use a dictionary.
- Remember...your book selfie will be posted on the wall, so make sure that your photo and book selection is school and age appropriate.
- Be creative with your picture.
 - Dress up like your main character while holding the book.
 - Hold an object that is important to the story.
 - Have the background match an important setting location from your book.
 - Add special effects or text using apps like Snapchat.
- Identify the genre: fantasy, mystery, biography, science fiction, historical fiction, etc.
- List three adjectives on the lines to the left of your picture that describe your book- Ex. thrilling, captivating, mysterious, inspirational.
- Cut along the line when finished to remove these instructions from your finished assignment.
- Take the AR quiz for your book when you return.

I can't wait to meet you in August, and I look forward to learning a bit about your personality through your book choice for your selfie!

Love, Mrs. Render



*Lexi recommends--
The Girl on the Train
by Paula Hawkins*




*Bekah recommends--
Looking for Alaska
by John Green*



*Teagan recommends--
I'll Give You the Sun
by Jandy Nelson*

BOOKS! SELFIES!


Some students will show their silly sides. :)




Some students read on a tablet; just have them take a picture of the cover or a page from the book.



Some students may not have access to the book; they can use a picture of the cover or Photoshop themselves with the cover.



Some students may not want to show their faces, which is fine.



BOOK
SELFIES!